



Welcome to



Hallam Fields Junior School

Growing together, Learning together, Achieving together



- 
- The background image shows a school building with a brick facade and white window frames, partially obscured by trees. In the foreground, there is a green sports field with a green fence. The sky is blue with some white clouds.
- **Key staff**
 - **Reading**
 - **Communication**
 - **Clubs**
 - **Pupil Ambassadors**
 - **Forest Schools**
 - **Thrive**
 - **Behaviour**
 - **Rewards**
 - **Policies**
 - **School Uniform**
 - **Dinners**
 - **Transition Day**
 - **September**
 - **Visit classes and meet new teacher**

Key Staff

- **Class Teachers in Year 3**
 - Mrs Riley– Ash Class
 - Miss Daykin (Mon & Tues) Miss Ramsell Smith (Wed – Fri) – Oak Class
- **Teaching Assistants**
 - Mrs Tomlinson
 - Miss Hirst
 - Mrs Henderson (afternoons)
- **Deputy Headteachers**
 - Mrs Carr (Also Lead Thrive Practitioner and Pupil Premium Lead)
- **Special Needs Coordinator**
 - Miss Daykin
- **School Business Manager**
 - Mrs Ashby
- **Office Staff**
 - Mrs Batty (Mornings) & Mrs Rutter (Afternoons)



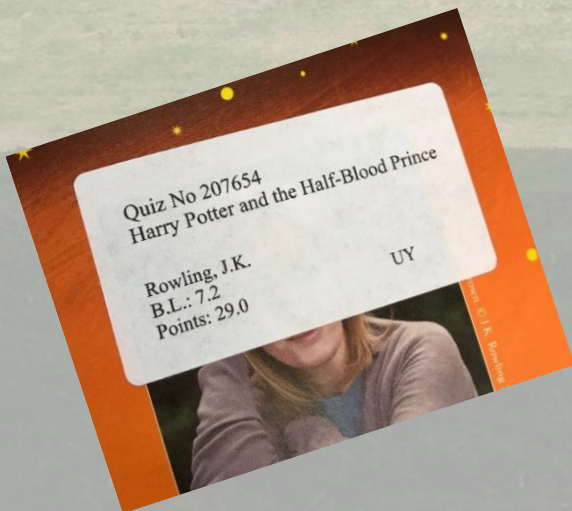
Reading at Hallam Fields

Phonics



Accelerated Reader

- Accelerated Reader
 - Children are tested and given a level – ZPD
 - Carry out a quiz about the book on an iPad or computer
 - Also may have a reading for pleasure book
 - Children rewarded for how many times they read each week – please sign home school diary



 Accelerated
Reader®



[Login to Accelerated Reader](#)

Communication

- Seesaw (Link to sign up will be sent)
 - Children have account in school, separate account for parentsMore than one parent can have login
- Home School Diary
 - Record reading, Homework, passwords in

Seesaw

I'm a Teacher

I'm a Student

I'm a Family Member

I'm a Seesaw Administrator



Home School Diary 2025–2026



Name: _____

Communication

- Next week sheet
- End of every day at gates with class staff
- Mornings Mr Brown, Mrs Carr and Miss Attenborough on the gate (Miss Daykin on a Thursday)
- Parents' evening Autumn and Spring term
- End of year report

Next Week at Hallam Fields		
Monday	3.30-4.30pm Year 3 and 4 Tennis Club	
Tuesday	3.30-4.30pm Year 5 and 6 Tennis Club	Year 4 Forest Schools
Wednesday	Whole School Transition Day	Year 3 Forest Schools
Thursday		Year 5 Forest Schools
Friday	Science Day	Year 6 Forest Schools
	3.30-4.30pm Year 5 and 6 Tri- Golf	
Other dates coming soon and info	<p>News/Info/Coming Soon</p> <p>Staffing Update for September We will be saying goodbye to Mr Rowland, Year 3 Ash Class Teacher at the end of the Summer term. Mr Rowland will be sadly missed by staff and pupils across the whole school for his incredible input into coordinating our PE and sporting events. We would like to wish him every success as he experiences teaching in Australia.</p> <p>Children will have been informed who their class teachers are for next year. Our teaching staff will be as follows:</p> <p>Ash Class (Year 3) – Mrs Riley Oak Class (Year 3) – Miss Daykin and Miss Ramsell-Smith Chestnut Class (Year 4) – Mr Hall Birch Class (Year 4) – Miss Flannery Willow Class (Year 5) – Mr Jones Beech Class (Year 5) – Mr August Rowan Class (Year 6) – Mrs Hine (Miss Whiles) Lime Class (Year 6) – Mrs Palfreyman and Mrs Hewitt</p> <p>Year 5 Ormiston Trips Thank you to our Year 5 parent volunteers who supported with walking children to and from Ormiston School on 18th June and 30th June.</p> <p>Coming Soon Thursday 17th July – End of Year School Reports to be sent out to parents</p>	

Paying for things

- School Dinners
- Uniform
- Trips
- Discos
- Permissions



Will be issued with password and username to pay online
– or if don't have internet access can pay at local shop via
card / bar coded letters

Can link children to one account

**Mrs Ashby has letter you can take on the way out
tonight with your login details.**

School Clubs

All shared on weekly sheets and sign up on Parent Pay.

Various clubs run throughout the year;

Sports clubs (inc tennis, gymnastics, golf),

Clay Creators, Bricks 4 Kidz

Choir, Rock Steady,


Craft Club,

Chess club



Pupil leaders

- Junior leadership team
- Eco Council
- Mental Health Ambassadors
- Maths Ambassadors
- Reading Ambassadors
- i-Vengers (Online Safety)
- Creative crew
- Thrive Ambassadors





**Lessons, groups and
activities
at Hallam Fields**

Forest Schools

- One member of staff leading – Ms Hayes (Qualified)
- All children in school have a weekly session
- Sessions take place during afternoon mainly in school grounds
- Use skills outside problem solving, social skills and confidence building
- Encourage and inspire through outdoor play and learning in a woodland environment



Thriving at Hallam Fields



At Hallam Fields Junior School we use the 'Thrive Approach' with all of our children to develop healthy, happy, confident children who are ready and open to learning

This involves

- Understanding children's behaviour as a way of communicating their emotions
- Using language carefully to develop their stress regulation systems
- 1 to 1 work to target individual children's social and emotional development
- Whole class work to develop relationships and give opportunities for new experiences



Families Thriving at Hallam Fields

We also run a programme called Family Thrive where you can learn about the Thrive approach and take away some ideas of how to deal with tricky behaviours at home.

If you have any questions about any of our Thrive work in school please just ask Mrs Carr or Mr Brown.



How it might look in some of our children and how we deal with them

- Sometimes some children may be struggling to regulate
 - They may need supporting in a different way towards when you were at school
 - What you won't see is someone shouting at them
 - It may appear that there is no 'consequence'
- What is really happening is we are helping the child to regulate and then when they can access their thinking part of the brain we will help them to look at their behaviour





thrive®

Thrive Ambassador School
with Excellence in Relationship



thrive®

Thrive Ambassador School
with Excellence in Right-time



Working Together

Helping us raise extra money



You spend, brands
donate to Hallam Fields
Junior School, Ilkeston.

Help us when you shop with 7,000+
brands. Join now.

www.easyfundraising.org.uk



What we ask from you

- **Reinforce behaviour and standards** we expect at school (including on the way to and from school)
- Support your child with their **homework**
- Want the same for your child as we do
- Please remember the summer holidays are a long break ... times tables and reading as well as some fun things to do together



Behaviour and Rewards



<p>You are showing us good behaviour</p>	<p>Some examples of good behaviour</p> <ul style="list-style-type: none"> Showing kindness and respect Not giving up when things are hard, always trying your best Being focused and ready to learn Using respectful language Walking around school and always lining up well Showing good manners - being polite, holding the door for others, stepping aside for others/adults Helping others and working well together Listening well and joining in the lesson <p>How you will know it is good</p> <ul style="list-style-type: none"> An adult/other child telling you, a smile, thumbs up or a sticker Earning merits or tokens Message home on Seesaw or a postcard home Name on the recognition board Comments or stickers in your books Showing other staff your work Certificate in assembly including star of the week, behaviour certificate, merit certificates or headteacher's award Raffle tickets for reading
<p>Your behaviour is not as good as we expect</p>	<p>This could be</p> <ul style="list-style-type: none"> Being unkind to others Not showing enough effort in your work Not telling the truth Running or pushing in the corridor <p>The consequences</p> <ul style="list-style-type: none"> Conversation, reflection with an adult Detention with class teacher Move to a different seat Standing with an adult on the playground Stand on the steps Removal from the MUGA Social or moral story, on your own or as a whole class
<p>Your behaviour needs to improve</p>	<p>This could be</p> <ul style="list-style-type: none"> Talking or disrupting in class Being somewhere you shouldn't be Swearing or using inappropriate language Refusing to follow instructions Refusing to complete work Being nasty to others Answering back <p>The consequences</p> <ul style="list-style-type: none"> Social story Informing adults at home Breaktime detention Lunch with your teacher to discuss Work in other class / spend time with different adult Writing a letter of apology
<p>Your behaviour is not acceptable</p>	<p>This could be</p> <ul style="list-style-type: none"> Repeatedly talking / disrupting in class Throwing things Using sexist/racial or homophobic language Fighting Repeated swearing Walking out of class without permission Stealing Not improving after warnings Being nasty repeatedly Being rude to staff Damaging school property on purpose Hitting, kicking and hurting someone Not keeping yourself safe <p>The consequences</p> <ul style="list-style-type: none"> Lunchtime detention Being sent to talk to Mr Brown Social Story during a detention Meeting with parents After school detention Someone else coming to talk to you or the class, helping everyone learn e.g. police Spending part or all of the day working somewhere else in school Fixed Term Suspension Exclusion



BE YOUR BEST SELF AT HALLAM FIELDS

If what you are doing:

SUPPORTS everyone learning,

Is KIND and doesn't HURT someone,

keeps you SAFE,

is POLITE and HELPS you to

be your best self...

You should be PROUD of yourself !

Rewards



Homework

Reading

Spellings

Times Tables



- By end of year 2 – should know 2, 5 and 10 times table
- By end of year 3 – should know 3, 4 and 8 times tables
- By end of year 4 – should know all times table up to 12 x 12

POLICIES	
Safeguarding / Health and Safety Policies Child Protection and Safeguarding Policy Addendum (During Covid-19) Annex A (During Covid-19) Children Missing in Education Policy Extremism and Radicalisation Policy Lockdown Lens (During Covid-19) Looked After Child (LAC) Health & Safety Policy Online Safety Policy Private Fostering Policy Sun Safe Policy Sun Safe Information Sun Safe Letter	Curriculum Policies Calculations Policy + / - Calculations Policy x / ÷ Collective Worship Policy Homework Policy Literacy Policy Phonics Policy RSHE / PSHE Policy RSHE/PSHE Long Term Plan
Behaviour and Anti-Bullying Policies Anti-Bullying Policy Behaviour at Hallam Fields Exclusion Policy	SEN, Inclusion, Equality and Diversity Accessibility Plan Equal Opportunities Equality Information and Objectives Policy Equality Objectives and Action Plan Inclusion Policy Special Educational Needs Policy
Using computers Policies Acceptable Use Policy ICT and Disaster Recovery Plan	Admission & Attendance Policies Admission Arrangements Attendance Policy Attendance Newsletter Attendance - Penalty Advice for Parents
Health & Medicines Policies Administration of Medicines Children with Health Needs who cannot attend school	Child Friendly Policies Child Friendly Anti-Bullying Child Friendly Complaints

Year 1 - 6

Calculation Policy Addition and Subtraction

#MathsEveryoneCan

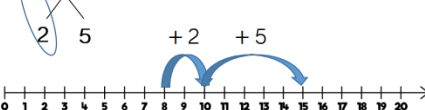
White
Rose
Maths

Number Lines (labelled)

$$5 + 3 = 8$$



$$8 + 7 = 15$$



$$14 - 6 = 8$$



Benefits

Labelled number lines support children in their understanding of addition and subtraction as augmentation and reduction.

Children can start by counting on or back in ones, up or down the number line. This skill links directly to the use of the number track.

Progressing further, children can add numbers by jumping to the nearest 10 and then jumping to the total. This links to the making 10 method which can also be supported by ten frames. The smaller number is partitioned to support children to make a number bond to 10 and to then add on the remaining part.

Children can subtract numbers by firstly jumping to the nearest 10. Again, this can be supported by ten frames so children can see how they partition the smaller number into the two separate jumps.

Notes and Guidance

Calculation Policy

Welcome to the White Rose Maths Calculation Policy.

This document is broken down into addition and subtraction, and multiplication and division.

At the start of each policy, there is an overview of the different models and images that can support the teaching of different concepts. These provide explanations of the benefits of using the models and show the links between different operations.

Each operation is then broken down into skills and each skill has a dedicated page showing the different models and images that could be used to effectively teach that concept.



Policies



Hallam Fields Junior School



Home About Us Key Info Curriculum Parents Children Staff/Governors

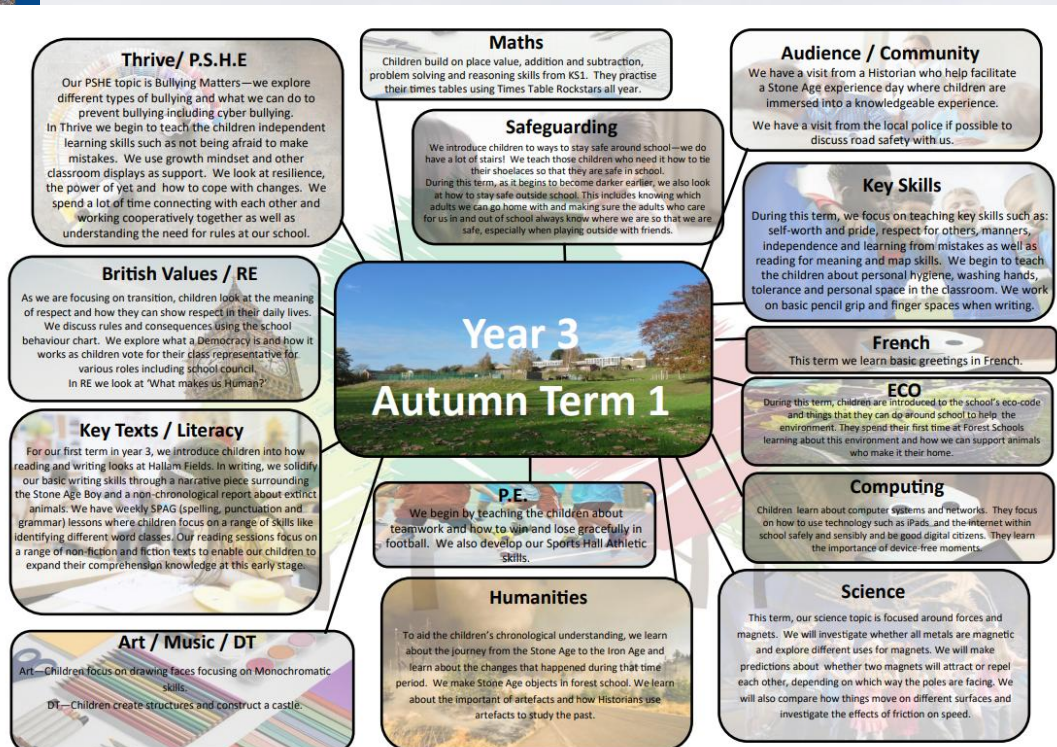


Hallam Fields Junior School - Curriculum Overview - PE

	Autumn 1	Autumn 2	Spring 1	Spring 2	Summer 1	Summer 2
Year 3	Sports Hall Athletics	Multi-skills	Gymnastics	Mini Muay Thai	Egyptian Dance	Kwik Cricket
	Football	Handball	Dodgeball	Outdoor Adventure	Athletics	Tennis
Year 4	Self Defence	Leadership	Yoga	Fitness	Romans Dance	Basketball
	Tag Rugby	Netball	Tennis	Quicksticks	Athletics	Rounders
Year 5	Basketball	Quicksticks	Swimming	Handball	Swimming	Greatest Shown
	Yoga	Football	Kwik Cricket	Dodgeball	Athletics	Tennis
Year 6	Multi-skills	Swimming	Leadership	Basketball	Fitness	World War 2 Dance
	Netball	Tag Rugby	Tennis	Outdoor Adventure	Athletics	Rounders

Indoor PE session

Outdoor PE Session



Curriculum

School Uniform

- **White** shirt, polo shirt or blouse
- **Black or grey** school trousers (not denim/leggings)
- **Black or grey** school skirt
- **Royal blue** jumper, cardigan or school sweatshirt /cardigan
- **Royal blue** school fleece jacket
- Blue checked school summer dress
- Black or grey summer school shorts or culottes for girls
- **Dark school shoes** (flat)

<https://just-schoolwear.co.uk/product-category/hallam-fields-junior-school/> (Link on school website)

PE Kit

- Black tracksuit bottoms, shorts or P.E. skirt
- White T-shirt (with or without logo)
- Plain black trainers
- Children should come to school in PE Kit on their PE Days
- Wear a normal school jumper, cardigan or fleece over white t-shirt.



Jewellery / Make up / Hair

- Children with pierced ears may wear **one pair of studs (one in each ear)**. No other jewellery should be worn at school apart from a wristwatch.
- **For P.E. lessons and swimming (y5), the children must remove their ear studs.** Exceptions cannot be made for recently pierced ears.
 - Staff are not allowed to help remove ear studs or for children to wear tape.
- No make up, or nail varnish
- **No unnatural hair colourings** or styles including **shaved patterns are allowed.**

Dinners and Snacks

- School dinners are cooked and served daily on site
- Children can see what the menu is for the following day and order vegetarian option, pasta, jacket potato or sandwiches instead
- Don't have to stay all week
- Playtimes healthy snacks are allowed (No nuts please)



Free School Dinners


- **Year 3 and above**
- Your child may be able to get free school meals if you receive any of the following:
 - Income Support
 - Income-based Jobseeker's Allowance
 - Income-related Employment and Support Allowance
 - support under Part VI of the Immigration and Asylum Act 1999
 - the guaranteed element of Pension Credit
 - Child Tax Credit (provided you're not also entitled to Working Tax Credit and have an annual gross income of no more than £16,190)
 - Working Tax Credit run-on: paid for 4 weeks after you stop qualifying for Working Tax Credit
 - Universal Credit: if you apply on or after 1 April 2018, your household income must be less than £7,400 a year (after tax and not including any benefits you get)
- **This year we have received £113,385 based on Free School Meal numbers and those protected.**
- **<https://www.derbyshire.gov.uk/education/schools/your-child-at-school/meals/school-meals/free-school-meals.aspx>**

FREE SCHOOL MEALS

Pssst

Did you know that all reception, year 1 and year 2 pupils are entitled to receive a free meal at lunchtime regardless of family income?

And if your child is in year 3 or above, they may also be eligible, if you receive one of the qualifying benefits.



Just log into the new speedy free school meal checker system to see if your child is eligible. Scan the QR code and it will take you straight there.



Attendance

- From September 2024 there is a National Framework for Penalty Notices.
 - First offence penalty notice issued to each parent / carer
 - Second offence (within 3 years) double cost of penalty notice per parent / carer
 - Third offence and any further offences, case presented to court with fines up to £2500 per parent per child.

School receives none of the money but need to provide all of the paper work to the local authority

Transition Day and Week 1



Transition Day

- Children should arrive for 9.05 am – Wednesday 9th July
- Children will meet with their class teacher before walking down to class.
- Children can have dinners or bring packed lunch
- Wear their current school uniform
- At the end of the day each class will walk out together at 3.35pm – up driveway
(New year 3 will be last)
- Please let children know who is collecting them.



1st Day

- School starts at **9.00 am** – Monday 8th September
- Line up on driveway – Walk straight to class
- At the end of the day each class will walk out together – year 4 and 6 at 3.25pm and **year 3** and 5 leave at **3.30pm**
- Permission to walk in older year groups / be collected in year 3 and 4



First few days



- After a big change, like moving schools, children are not ready to start cognitive thinking so learning can be hard
- Our first week back at school in September will focus on relationships, and teamwork
- We want to allow our children the time that they need to make connections with their new class, teachers and peers




If you have a problem....

- Please call us, talk to us outside, message on Seesaw, email or come in

0115 9322568

headteacher@hallamfields.derbyshire.sch.uk

enquiries@hallamfields.derbyshire.sch.uk



- Please don't just listen to your child's side, or use social media to sort a problem - contact us to discuss it so we can try and sort any problems quickly.

School Website

www.hallamfields.derbyshire.sch.uk




Twitter: @HallamFieldsJS
Or search on Facebook for us

And Finally

- Class lists
- Visit your child's new class and meet staff
- Come and ask any individual questions
- Collect parent pay details from Mrs Ashby
- Scan QR Codes

Helping us raise extra money

Sign up to support us
Shop with your favourite brands
We get a bonus £5 donation
It's not magic, it's easyfundraising!

 easyfundraising



You spend, brands
donate to Hallam Fields
Junior School, Ilkeston.

Help us when you shop with 7,000+
brands. Join now.

www.easyfundraising.org.uk


FREE SCHOOL MEALS

Pssst

Did you know that all reception, year 1
and year 2 pupils are entitled to receive
a free meal at lunchtime regardless of
family income?

And if your child is in year 3 or above, they
may also be eligible, if you receive one of the
qualifying benefits.



 SCAN ME

Just log into the new
speedy free school meal
checker system to see if
your child is eligible. Scan
the QR code and it will take
you straight there.

 **DERBYSHIRE**
County Council

